

# Pat's BIGGEST SURVEY 2023

RESPONSES

I'd like to thank everyone who took the time to fill in my recent annual survey. Over 1,600 residents of the electorate of Cowper provided answers and feedback. Results to the multiple choice questions can be found within this report.

## SURVEY FAQs

### How was the survey conducted?

The survey was available online and accessed via [www.patconaghan.com.au](http://www.patconaghan.com.au)

### How long was it live to the public?

The survey went live on March 27 at 10am until May 21 at 10pm.

### Where was it advertised?

Advertising for the survey began on March 27 across the following media avenues:

#### Local Press Ads

Adverts with QR codes linking directly to the survey were published across the 8 week period in FOCUS magazine (Coffs Harbour & Port Macquarie editions), Macleay Argus, Port News and News of the Area (Coffs Harbour & Nambucca editions).

#### Local Radio Ads

30 second radio ads were run across Triple M in Coffs Harbour and Port Macquarie (the reach of these stations covering the entire Cowper electorate)

#### Social Media

Boosted ads were Geotargeted across Instagram and Facebook

#### Email Blast

Email sent to all subscribers to Pat's newsletter

#### Mailbox Delivery

Call to complete the survey was included in the April Newsletter that was delivered to every mailbox of every home around the electorate on the 24<sup>th</sup> of April

### Why were some personal details required?

In order to ensure that responses were limited to residents within the electorate, details were required for verification purposes only.

This also meant that an individual respondent could not answer the survey multiple times and impact the results in any way.

## TOP 5 ISSUES IN ORDER OF CONCERN

- 1 Better hospitals and health outcomes
- 2 Reducing cost-of-living pressures
- 3 Better education, skills & training
- 4 Strengthening the economy
- 5 Tackling climate change

# Pat's BIGGEST SURVEY 2023

To the question 'Please number (from 1 to 4) the four issues that concern you most', these were the top 5 issues as voted by survey respondents.

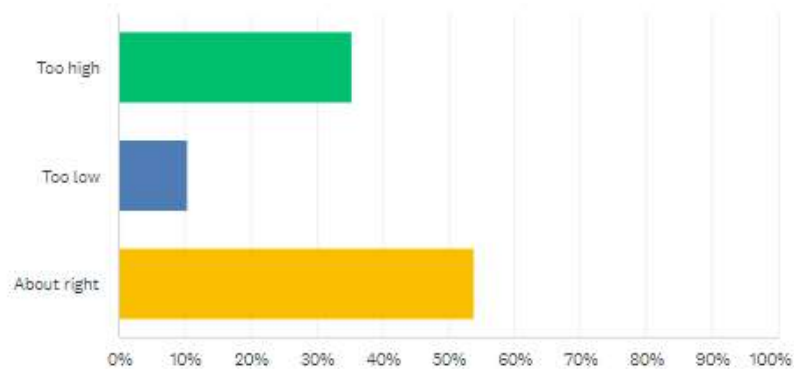
I have included 5 here as those who included 'Tackling Climate Change' in their top 4 were particularly passionate about the issue, labelling it their number 1 priority. Despite this, it did not make the top 4 overall.

It should be noted that Housing Affordability was the number 1 issue in the open ended questions featured later in the survey.

# THE ECONOMY, JOBS & TAX

Are the current tax levels:

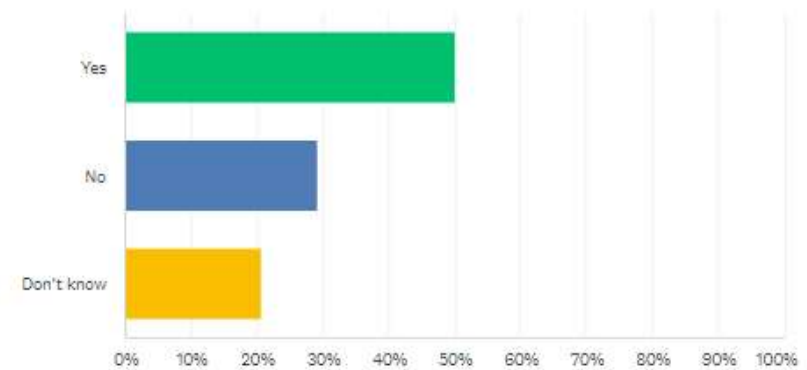
Answered: 1,460 Skipped: 176



ANSWER CHOICES	RESPONSES	
Too high	35.48%	518
Too low	10.55%	154
About right	53.97%	788
TOTAL		1,460

Do you support the legislated ("Stage 3") tax relief that will see 95% of taxpayers pay a top rate of no more than 30 cents in the dollar?

Answered: 1,501 Skipped: 135

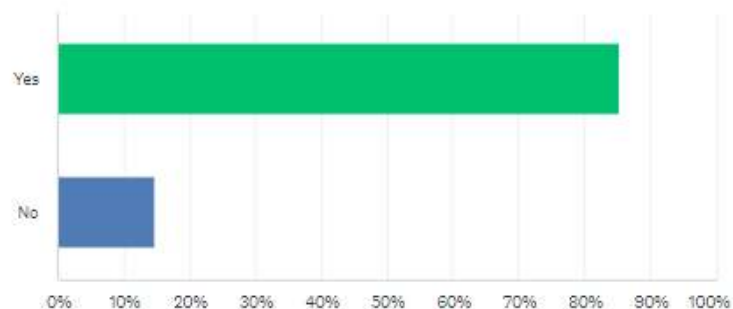


ANSWER CHOICES	RESPONSES	
Yes	50.10%	752
No	29.18%	438
Don't know	20.72%	311
TOTAL		1,501

# THE ECONOMY, JOBS & TAX

Have living costs put greater pressure on your family budget in the past year?

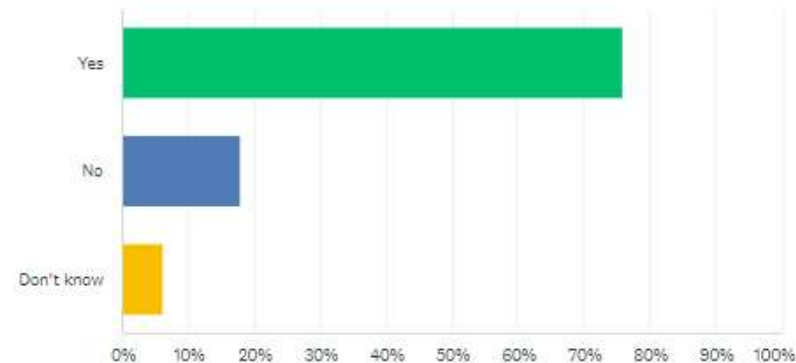
Answered: 1,502 Skipped: 134



ANSWER CHOICES	RESPONSES	
Yes	85.29%	1,281
No	14.71%	221
TOTAL		1,502

Would you be concerned with higher taxes on retirement savings or superannuation?

Answered: 1,503 Skipped: 133

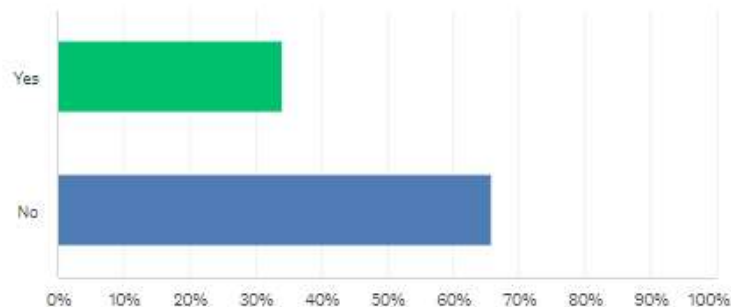


ANSWER CHOICES	RESPONSES	
Yes	75.98%	1,142
No	17.83%	268
Don't know	6.19%	93
TOTAL		1,503

# THE ECONOMY, JOBS & TAX

Are you concerned about job security?

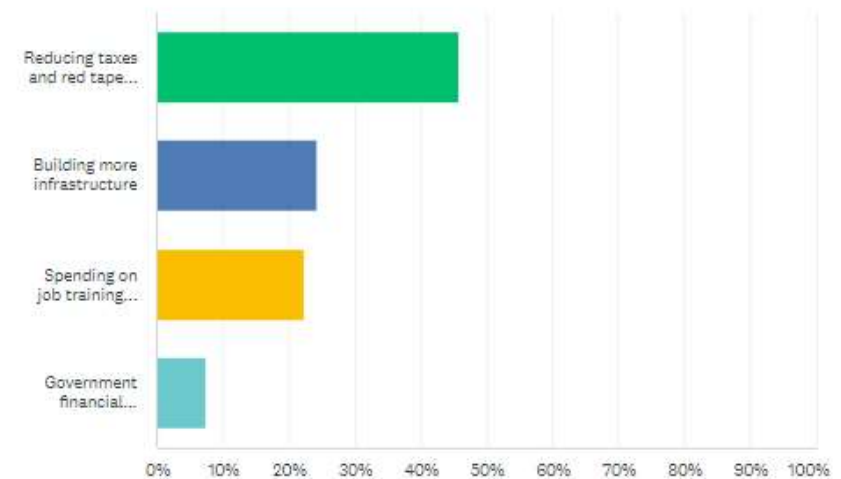
Answered: 1,461 Skipped: 175



ANSWER CHOICES	RESPONSES	
Yes	34.15%	499
No	65.85%	962
TOTAL		1,461

Which of the following do you believe is the best way the Government can support a strong economy and jobs?

Answered: 1,474 Skipped: 162

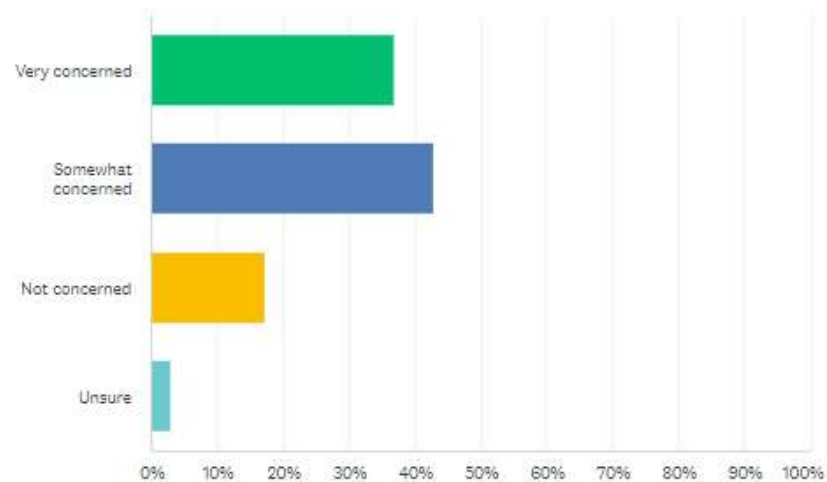


ANSWER CHOICES	RESPONSES	
Reducing taxes and red tape on small businesses	45.79%	676
Building more infrastructure	24.36%	359
Spending on job training programs	22.46%	331
Government financial assistance for industry	7.39%	109
TOTAL		1,474

# THE ECONOMY, JOBS & TAX

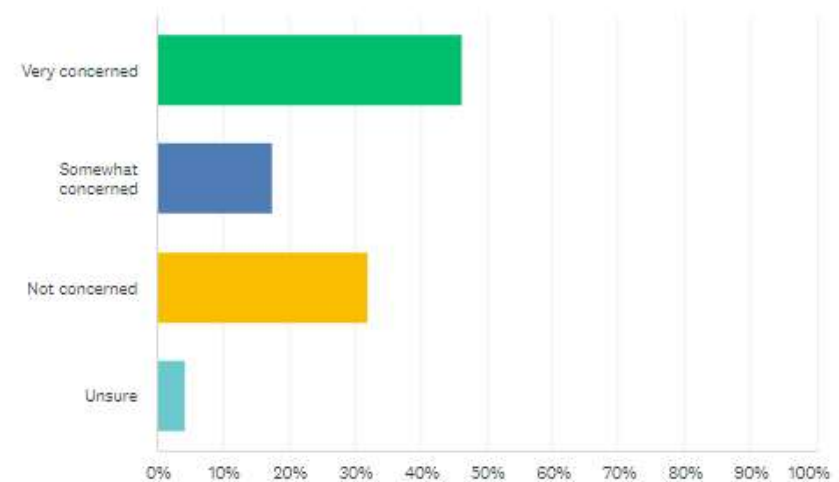
How concerned are you at Australia's level of deficit and debt?

Answered: 1,485 Skipped: 151



How concerned are you that the Labor Government's Industrial Relations policies might give too much power to unions?

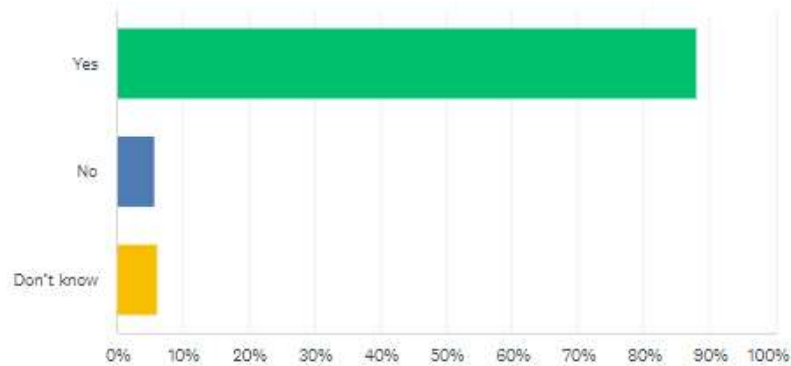
Answered: 1,488 Skipped: 148



# HEALTH SERVICES

Should health and hospital funding be significantly increased over time by governments?

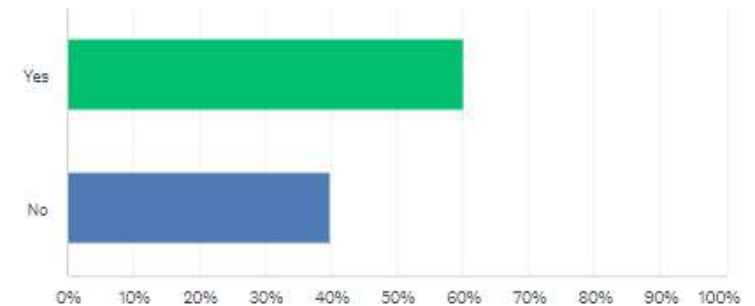
Answered: 1,480 Skipped: 156



ANSWER CHOICES	RESPONSES	
Yes	87.97%	1,302
No	5.74%	85
Don't know	6.28%	93
TOTAL		1,480

Do you have private health insurance?

Answered: 1,477 Skipped: 159

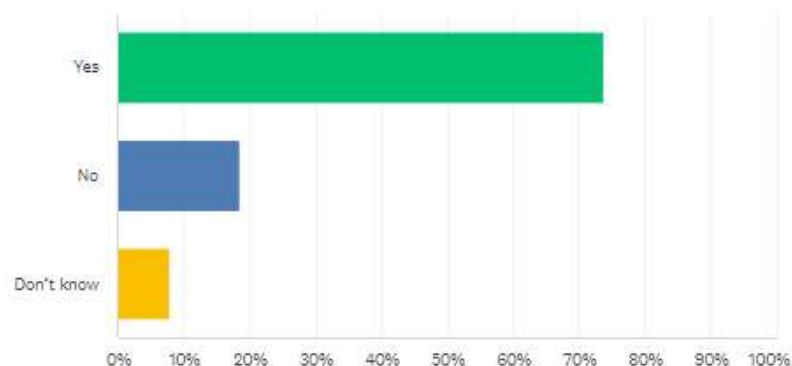


ANSWER CHOICES	RESPONSES	
Yes	60.19%	889
No	39.81%	588
TOTAL		1,477

# NATIONAL SECURITY & LAW ENFORCEMENT

Do you support strong border protection measures?

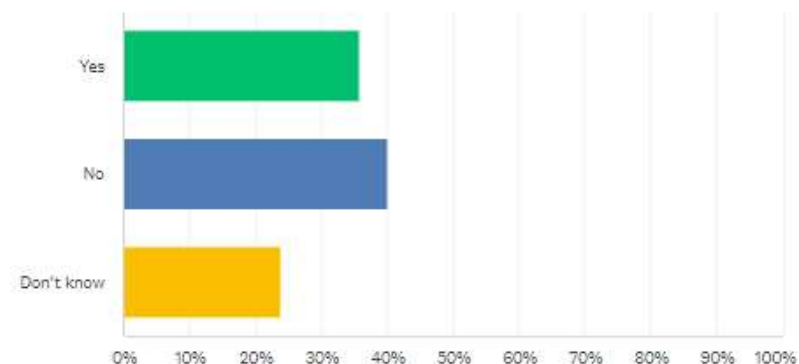
Answered: 1,476 Skipped: 160



ANSWER CHOICES	RESPONSES	
Yes	73.71%	1,088
No	18.50%	273
Don't know	7.79%	115
TOTAL		1,476

Is the Government doing enough to keep Australians safe at home?

Answered: 1,478 Skipped: 158



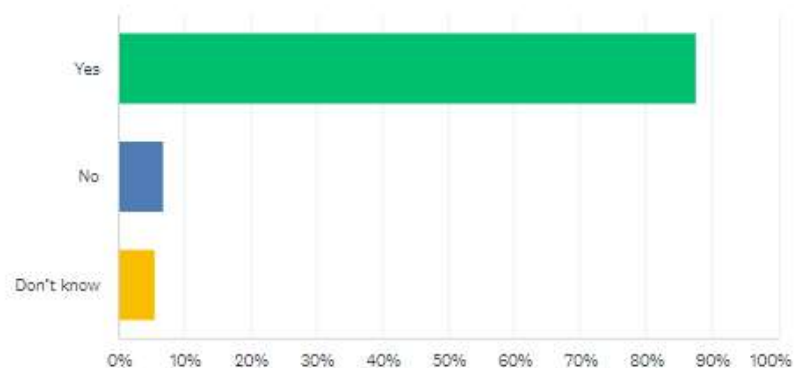
ANSWER CHOICES	RESPONSES	
Yes	35.86%	530
No	40.19%	594
Don't know	23.95%	354
TOTAL		1,478



# NATIONAL SECURITY & LAW ENFORCEMENT

Do you support measures to cancel the visas of non-citizens who commit serious crimes?

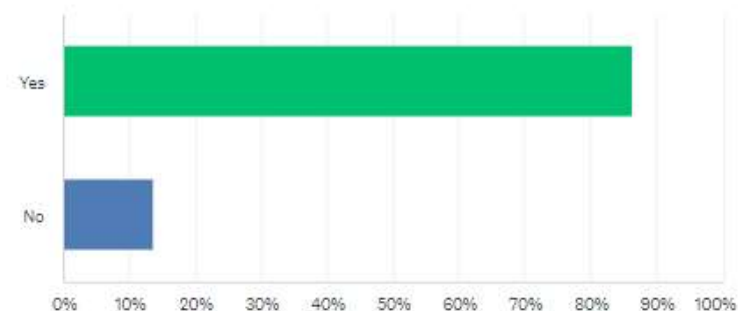
Answered: 1,484 Skipped: 152



ANSWER CHOICES	RESPONSES	
Yes	87.74%	1,302
No	6.81%	101
Don't know	5.46%	81
TOTAL		1,484

Generally, do you feel safe and secure in your neighbourhood?

Answered: 1,462 Skipped: 174

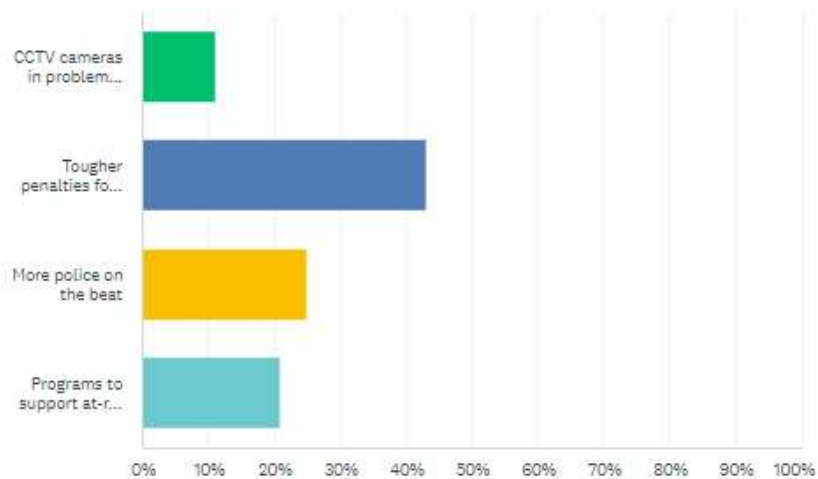


ANSWER CHOICES	RESPONSES	
Yes	86.46%	1,264
No	13.54%	198
TOTAL		1,462

# NATIONAL SECURITY & LAW ENFORCEMENT

Which of the following crime prevention strategies do you support the most? (choose one):

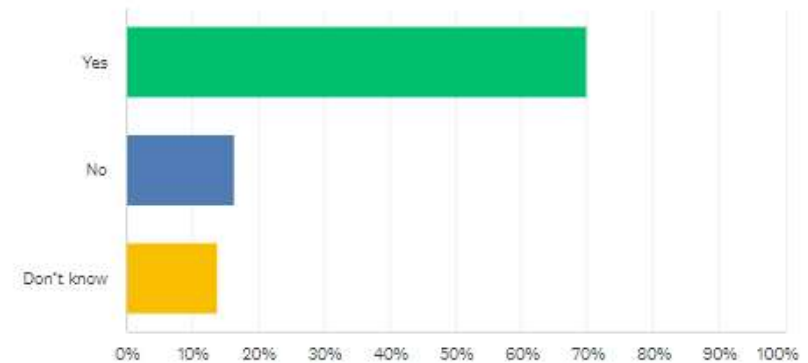
Answered: 1,462 Skipped: 174



ANSWER CHOICES	RESPONSES
CCTV cameras in problem areas	11.01% 161
Tougher penalties for offenders	43.09% 630
More police on the beat	24.97% 365
Programs to support at-risk groups	20.93% 306
TOTAL	1,462

Do you support more Government funding for programs to help deal with drugs such as Ice?

Answered: 1,457 Skipped: 179

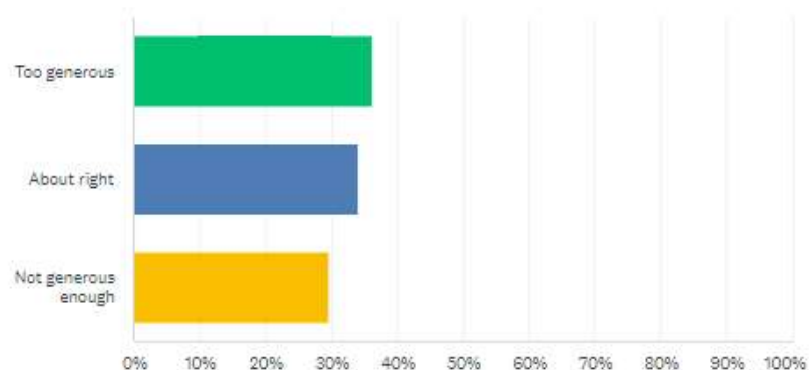


ANSWER CHOICES	RESPONSES
Yes	69.87% 1,018
No	16.33% 238
Don't know	13.80% 201
TOTAL	1,457

# WELFARE

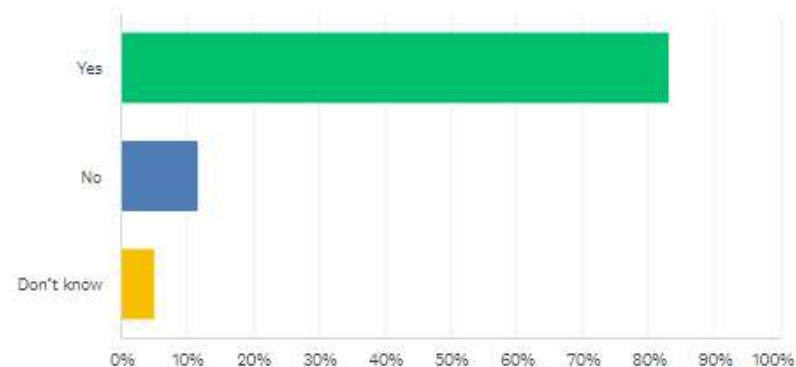
Do you think the welfare system in Australia is:

Answered: 1,456 Skipped: 180



Do you support the principle of work for the dole?

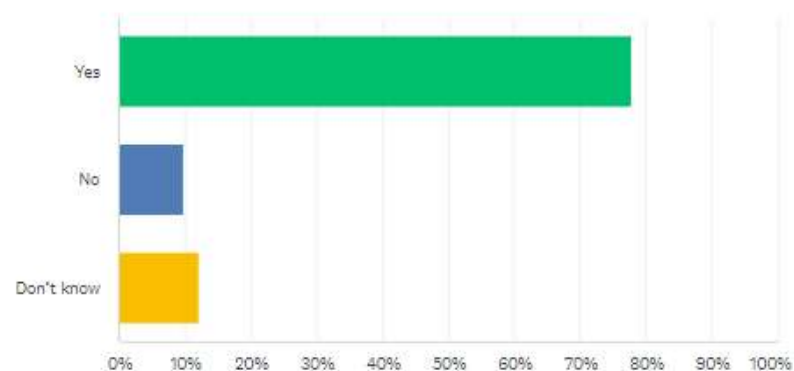
Answered: 1,469 Skipped: 167



# WELFARE & SENIOR AUSTRALIANS

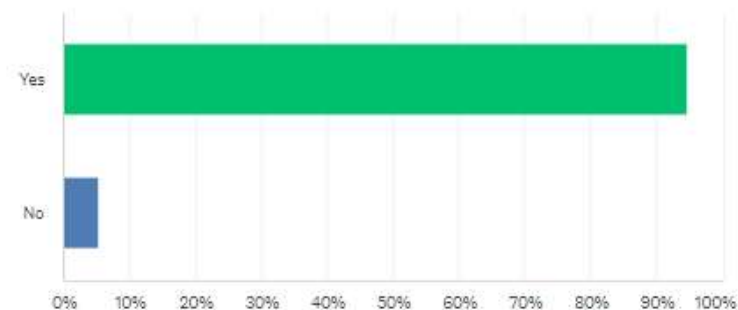
Should Governments do more to support Senior Australians meet increases in living costs?

Answered: 1,455 Skipped: 181



Do you think pensioners and veterans who choose to, should be able to work more hours without losing their pension?

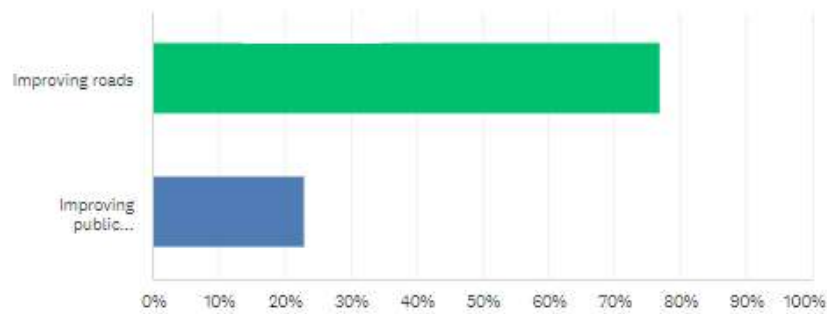
Answered: 1,454 Skipped: 182



# ROADS & TRANSPORT

Which is more important to you?

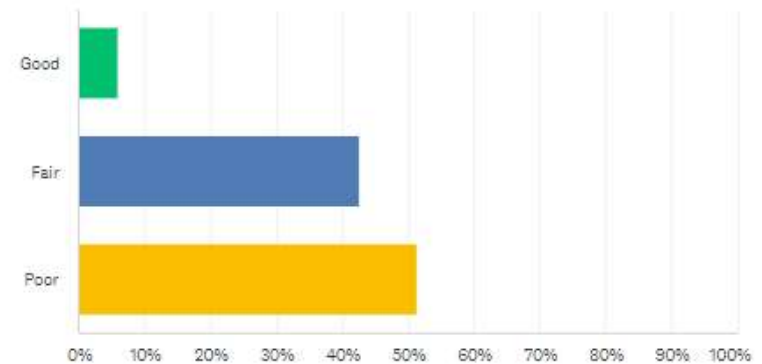
Answered: 1,460 Skipped: 176



ANSWER CHOICES	RESPONSES	
Improving roads	76.92%	1,123
Improving public transport	23.08%	337
TOTAL		1,460

How would you rate the condition of the roads you use?  
(e.g. road surface, traffic congestion)

Answered: 1,473 Skipped: 163

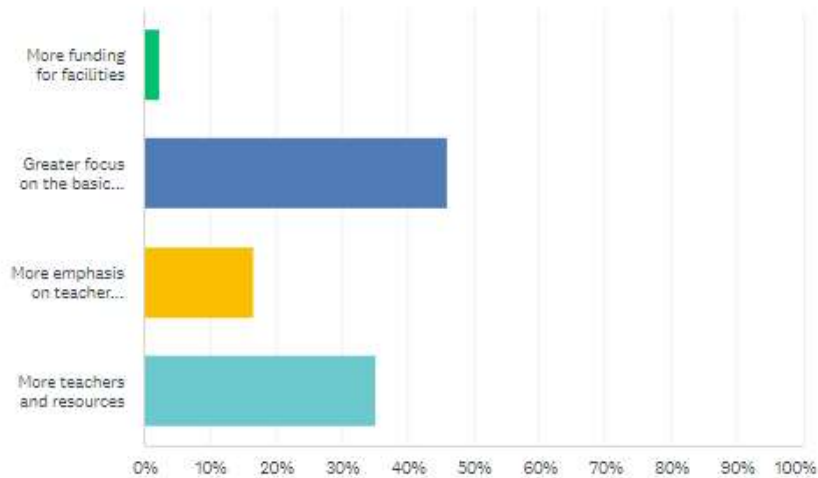


ANSWER CHOICES	RESPONSES	
Good	6.04%	89
Fair	42.63%	628
Poor	51.32%	756
TOTAL		1,473

# EDUCATION

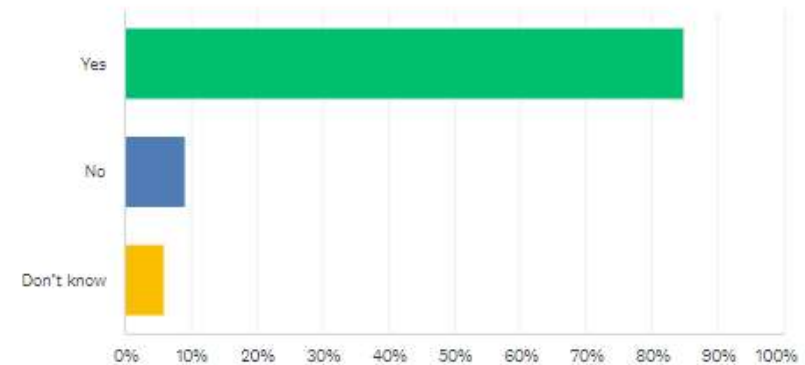
Which do you think is the most important for school education at this time?

Answered: 1,461 Skipped: 175



Do you think there should be a "back to basics" approach in schools, with more focus on numeracy and literacy?

Answered: 1,463 Skipped: 173

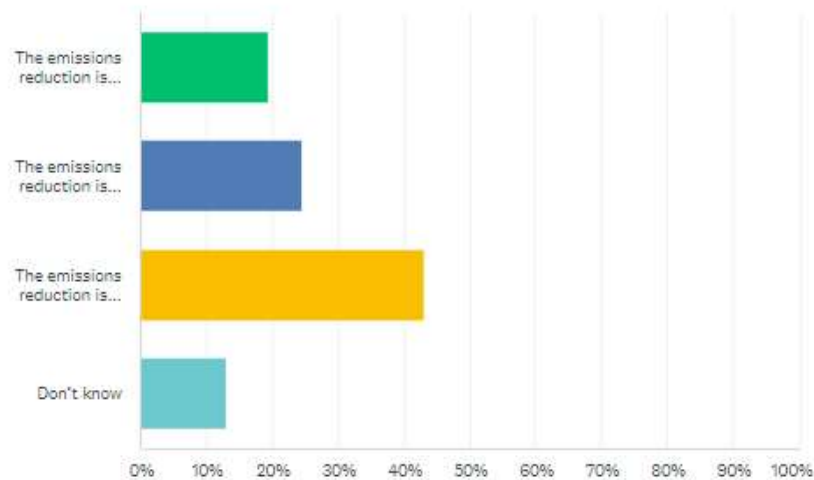


ANSWER CHOICES	RESPONSES	
Yes	84.83%	1,241
No	9.16%	134
Don't know	6.02%	88
<b>TOTAL</b>	<b>1,463</b>	

# ENERGY POLICIES

What do you think of Australia's commitment to reduce carbon emissions by 43% by 2030:

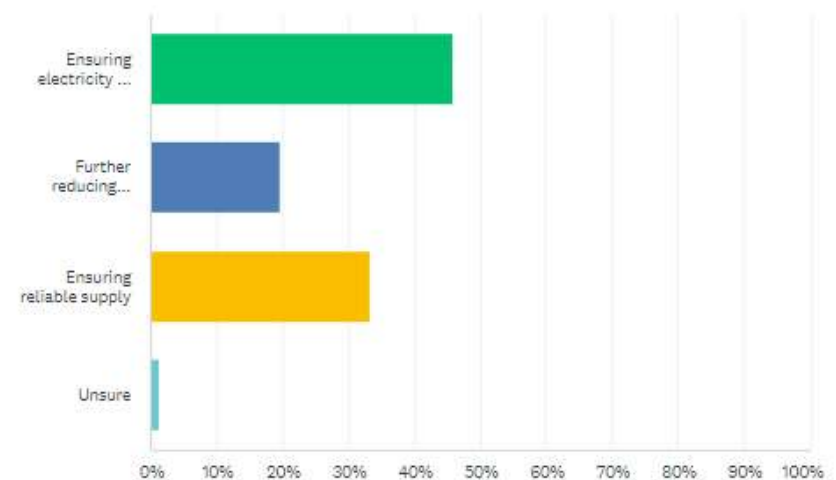
Answered: 1,455 Skipped: 181



ANSWER CHOICES	RESPONSES	
The emissions reduction is about right	19.45%	283
The emissions reduction is too low	24.54%	357
The emissions reduction is too high	43.02%	626
Don't know	12.99%	189
<b>TOTAL</b>		<b>1,455</b>

Which of the following priorities do you think is the MOST important for Australia's energy system:

Answered: 1,459 Skipped: 177

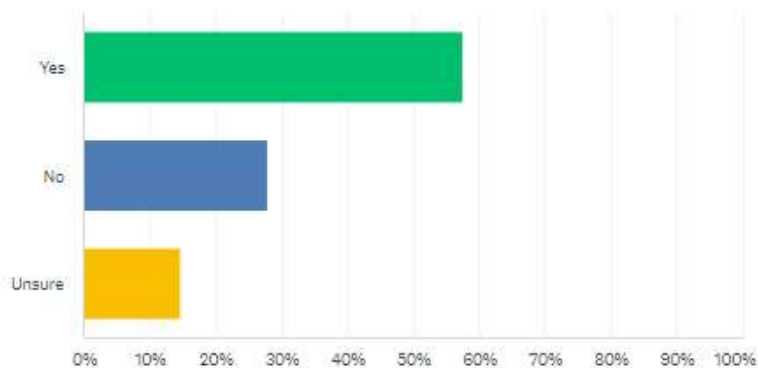


ANSWER CHOICES	RESPONSES	
Ensuring electricity is affordable	45.92%	670
Further reducing emissions	19.67%	287
Ensuring reliable supply	33.17%	484
Unsure	1.23%	18
<b>TOTAL</b>		<b>1,459</b>

# ENERGY POLICIES

Do you support extracting more gas for use in Australia?

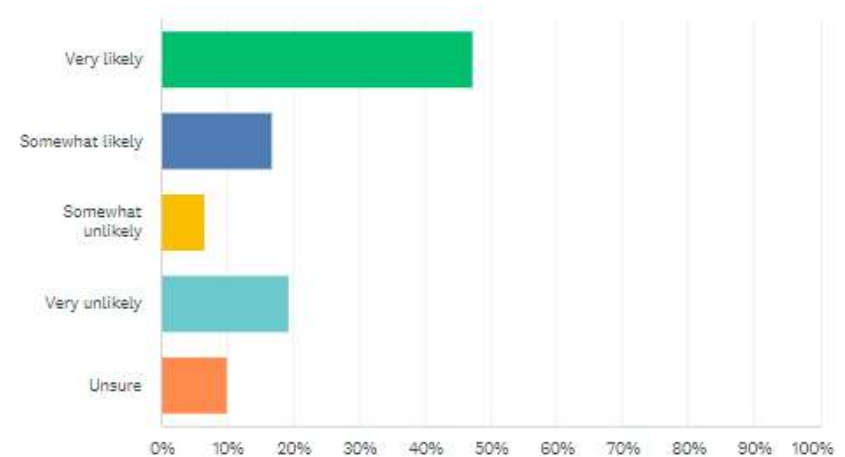
Answered: 1,455 Skipped: 181



ANSWER CHOICES	RESPONSES	
Yes	57.53%	837
No	27.84%	405
Unsure	14.64%	213
<b>TOTAL</b>		<b>1,455</b>

How likely would you be to support nuclear power (like new technology small modular reactors) as part of Australia's future energy mix?

Answered: 1,461 Skipped: 175



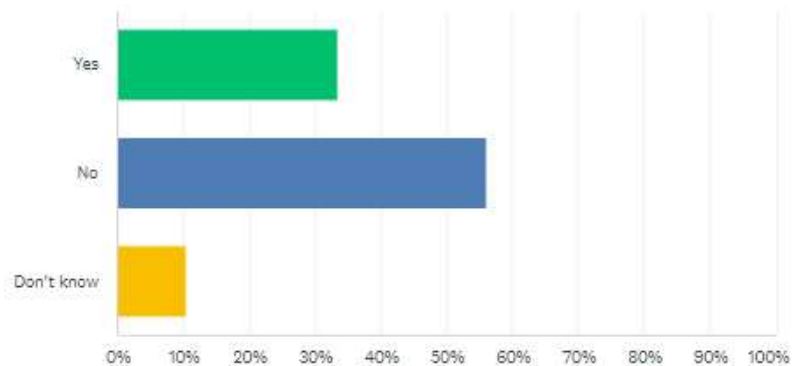
ANSWER CHOICES	RESPONSES	
Very likely	47.30%	691
Somewhat likely	16.77%	245
Somewhat unlikely	6.57%	96
Very unlikely	19.30%	282
Unsure	10.06%	147
<b>TOTAL</b>		<b>1,461</b>



# INDIGENOUS AFFAIRS

Do you support an Indigenous Voice to Parliament?

Answered: 1,460 Skipped: 176



Do you support Australia Day being celebrated on 26 January?

Answered: 1,458 Skipped: 178

